

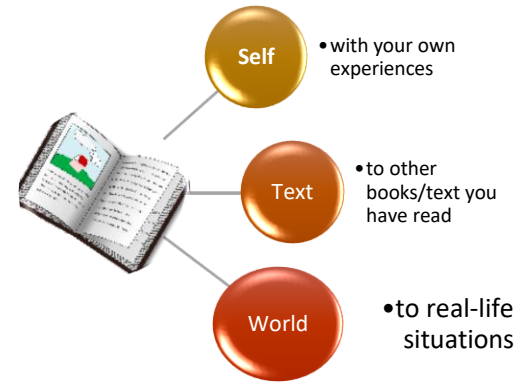
## Comprehension Strategies

### 1. Visualise



Make pictures in your head as you read

### 2. Make Connections

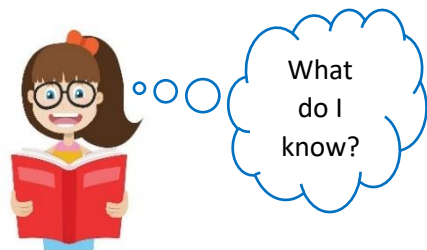


### 3. Monitor and Clarify



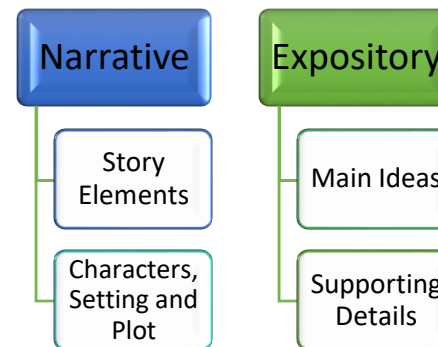
Ask: Does this make sense?  
If not, reread; read ahead; look at other words or pictures; ask for help

### 4. Infer/Predict



Make logical guesses about what the author does not state explicitly.

### 5. Identify Important Information



### 6. Self-Question



Ask questions and look for answers

### 7. Summarise and Synthesise

**Summarise**

- **Narrative:** What were the main parts of the story?
- **Expository:** What were the main ideas and important details?

**Synthesise**

- Combine what you know and what you read.
- Change predictions and revise previous knowledge as necessary

### 8. Evaluate



How well did the writer use language to develop:

- his narrative: the story's characters, setting and/or plot?
- his expository piece: the main ideas in the piece?

ENGLISH LANGUAGE ARTS ACTIVITY SHEET