



**THE GOVERNMENT OF THE REPUBLIC OF TRINIDAD AND TOBAGO
MINISTRY OF EDUCATION**

**NATIONAL CERTIFICATE OF SECONDARY EDUCATION
(Level 1)**

VISUAL AND PERFORMING ARTS

MUSIC BOOKLET

NATIONAL CERTIFICATE OF SECONDARY EDUCATION VISUAL AND PERFORMING ARTS

GENERAL INSTRUCTIONS

This booklet contains samples of music pieces that can be used for a variety of instruments including voice. Pieces are to be selected based on appropriateness for a particular instrument such as range and the student's competency level. Students are allowed to select one of the pieces from this set or a comparable piece, with the teacher's advice, for the NCSE practical assessment.

Selections :	Page No.
Annie's Song.....	1
A Whole New World	2
Brown girl in the Ring	4
Cielito Lindo	4
Colours of the wind.....	5
Come Back To Sorrento	6
Für Elise	7
Go Down Moses	8
Hark the Herald Angels Sing	9
I Love My Country	10
Imagine	12
Leave Me Alone	14
Let The Flowers Bloom Again	15
Let The Oil-Wells Flow	19
Lullaby	20
Mangoes	20
Menuette in F	21
Morning Has Broken	22
My, Oh Me, Oh My (vocal exercise).....	23
Ode to Joy	25
One Moment In Time	26
Poisson	28
Rigadoon	29
Shortnin' Bread.....	30
Sing Legato, Sing Staccato (vocal exercise).....	31
Steal Away	33
The Little Dove	33
The Party	34
The Sound Of Silence	35

ANNIE'S SONG

(You Fill Up My Senses)

John Denver



A WHOLE NEW WORLD

(from Walt Disney Pictures' "Aladdin")

Words by Tim Rice. Music by Alan Menken.

This is Aladdin's song from the film. It would suit a boy's breaking voice or a girl with a strong low voice. It moves on with plenty of colourful words, so make the most of them.

Moderately ♩ = 116

mf

5

1. I can show you the world, shin - ing, shim - mer - ing, splen - did. Tell me prin - cess, now
2. I can o - pen your eyes, take you won - der by won - der o - ver, side - ways and

mp

10

1. when did you last let your heart de - cide?
un - der on a

2. ma - gic car - pet

12

ride. A whole new world a new fan - tas-tic point_ of view, No - one to

17

tell us no or where to go or say we're on - ly dream - ing. A whole new world

22

a daz - zling place I nev - er 'knew. But when I'm way up here it's

26

crys - tal clear that now I'm in a whole new world with you.

BROWN GIRL IN THE RING

$\text{♩} = 100$

The musical score for 'Brown Girl in the Ring' is written in 4/4 time with a key signature of one flat (B-flat). It consists of four staves of music. The first staff begins with a mezzo-forte (*mf*) dynamic marking. The melody is characterized by a steady eighth-note pattern in the right hand, with the left hand providing harmonic support through chords and single notes. The piece concludes with a final chord on the fourth staff.

CIELITO LINDO

1 Allegro Mexican Folk Tune

The musical score for 'Cielito Lindo' is written in 3/4 time. It includes lyrics in English and Spanish. The melody is simple and catchy, with a mix of quarter and eighth notes. The lyrics are: 'From the Sierra Morena Cielito Lindo Came for the dancing, Dark eyes sparkling with laughter Cielito Lindo; She's so enchanting! Ay! ay! ay! ay Sing do not sorrow! The sky above is your true love Cielito Lindo; Sing calale-ro!'.

From the Sier - ra Mo - re - na Cie - li - to Lin - do Came for the

dan - cing, Dark eyes spark - ling with laugh - ter Cie - li - to

Lin - do; She's so en - tran - cing! Ay! ay! ay! ay

Sing do not sor - row! The sky a - bove Is your

true love Cie - li - to Lin - do; Sing ca - bal - le - ro!

COLOURS OF THE WIND

Andante

The musical score is written for a single melodic line in 4/4 time, featuring a key signature of one flat (Bb). The tempo is marked 'Andante'. The score consists of four staves of music. The first staff begins with a whole rest followed by a quarter rest, then a series of eighth and quarter notes, ending with a half note and a quarter rest, marked with a mezzo-forte (mf) dynamic. The second staff starts at measure 6, marked mezzo-piano (mp), and continues with eighth and quarter notes, ending with a half note and a quarter rest, also marked mp. The third staff starts at measure 11, marked mezzo-forte (mf), and continues with eighth and quarter notes, ending with a half note and a quarter rest, marked mf. The fourth staff starts at measure 14 and continues with eighth and quarter notes, ending with a half note and a quarter rest. The piece concludes with a double bar line.

COME BACK TO SORRENTO

De Curtis

Moderately

Chord symbols: Dm, Gm, D, A7, G

Dynamics: *mp*, *mf*

FÜR ELISE

Ludwig van Beethoven

The image displays a musical score for the piano piece "Für Elise" by Ludwig van Beethoven. The score is written for a single melodic line in treble clef, 3/4 time, and the key of A minor (three flats). The notation includes various musical symbols such as eighth notes, quarter notes, and rests. Above the staff, there are several chord symbols: Am, E7, and N.C. (No Chord). The score is divided into five staves. The first staff contains the first measure, the second staff contains the second measure, the third staff contains the third measure, the fourth staff contains the fourth measure, and the fifth staff contains the fifth measure. The score ends with a double bar line. The chords are placed above the staff, and the fingering is indicated by numbers 1, 2, and 3.

Am E7 Am

Am E7 Am

C G Am E7 N.C.

Am E7 Am N.C.

Am E7 rit. Am

GO DOWN MOSES

♭ Trombone

Anon.

(Spiritual)

With fervour ♩ = 116

The musical score is written for a Trombone in bass clef, 4/4 time, with a key signature of two flats (B-flat and E-flat). The tempo is marked 'With fervour' and the tempo indicator is ♩ = 116. The score consists of four staves of music. The first staff begins with a forte (f) dynamic and a piano (p) dynamic. The second staff begins with a forte (f) dynamic. The third staff begins with a forte (f) dynamic and includes a piano (p) dynamic and a crescendo (cresc.) marking. The fourth staff begins with a forte (f) dynamic and includes a ritardando (rit.) marking. The score is marked with measure numbers 5, 9, and 13. The music features a mix of eighth and quarter notes, with some measures containing rests. The score is enclosed in a rectangular box.

HARK THE HERALD ANGELS SING

Maestoso



I LOVE MY COUNTRY

WINSFORD DEVINE (1986)

ADAPTED

$\text{♩} = 100$ CALYPSO STYLE

5 *mf* I LOVE THE FETE AND THE BAC-CHA-NAL CA-LYP-SO AND THE

9 CAR-NI-VAL IN MY COON-TRY, I

13 LOVE TO HEAR THE SWEET HAR-MO-NY PAN SOUND-ING LIKE A SYM-PHO-NY

17 IN MY LAND, I LOVE THE AIR OF SE-

21 RE-NI-TY LOVE THE PEO-PLE AND SCE-NE-RY OF MY

25 NA-TION, I LOVE THE JOKES AND PIC-CONG, EV'-RY

29 RHY-THM AND SIM-PLE SONG AS ON-LY A TRUE TRI-NI WOULD UN-DER-

33 STAND, I LOVE MY

COON-TRY, I LOVE MY

37
LAND, I LOVE MY SO -

41
CI - E TY, I LOVE MY

45
NA - TION, AS A PA - TRI - O - TIC TRI - NI I WOULD

49
VIEW WITH HOS - TI - LI - TY AN - Y MOVE TO COME BE-TWEEN ME AND MY

53
COUN - TRY.

Words by Winsford Devine (1986)

1. *I love the fete and the bacchanal, calypso and the Carnival in my country,
I love to hear the sweet harmony, pan sounding like a symphony in my land.
I love the air of serenity, love the people and scenery of my nation,
I love the jokes and picong, ev'ry rhythm and simple song
As only a true Trini would understand.*

Chorus:

- I love my country, I love my land,
I love my society, I love my nation,
As a patriotic Trini I would view with hostility
Any move to come between me and my country.*
2. *The happy song of the picoplat does lift my spirits and warm my heart in my country.
The brilliant sunrise over the hill does remind me of the Master's will in my land,
The hidden talents among the crowd does give me good reason to be proud of my nation,
The joy and the comraderie that pervades the community as only a true Trini would understand.*

IMAGINE

by John Lennon

In this song John Lennon tried to imagine a world without war.

Take care to observe the rests in the right hand,
and play as smoothly as you can.

Peacefully ♩ = 96

The musical score is written for piano in 4/4 time. It begins with the tempo marking 'Peacefully' and a metronome indication of ♩ = 96. The first system consists of four measures. The right hand starts with a quarter rest, followed by an eighth note G4, eighth note A4, quarter note B4, quarter note C5, quarter note B4, eighth note A4, eighth note G4, and a quarter rest. The left hand starts with a half note G2, followed by a half note F2. The second system also consists of four measures. The right hand continues the melody with a quarter rest, eighth note G4, eighth note A4, quarter note B4, quarter note C5, quarter note B4, eighth note A4, eighth note G4, and a quarter rest. The left hand continues the bass line with a half note G2, followed by a half note F2. The score concludes with a fermata over the final notes in both hands.

© copyright 1971 Lenono Music

9 *mf*

1 3 2 1 2 4

13

1 2 4 5 3 1

17

3 1 3 1

© copyright 1971 Lenono Music

LEAVE ME ALONE

CALYPSO ROSE
ADAPTED

ANDANTE

mp

5

mf

9

f

13

LET THE FLOWERS BLOOM AGAIN

Hernandez, Hernandez

C Dmi $\frac{C}{E}$ F⁶ G¹¹ C

A warm and gen - tle rain of love up -

$\frac{F}{C}$ C F $\frac{C}{E}$

on our land must fall, to match the heart's own sun - shine a -

Dmi G⁷_{sus} G⁷ C $\frac{C}{E}$ F

blaze wi - thin us all. A ma - ny splen - dored peo - ple dis - ferent

$\frac{G}{B}$ $\frac{A}{C}$ Dmi $\frac{C}{E}$ F G^{11} G^7

cul - tures all in one. We need each o - ther, sun and rain, to let the flo - wers bloom a -

C C $\frac{F}{C}$ C

gain. Our dream is tru - ly big e - nough to nur - ture ev - ery - one. Our

F $\frac{C}{E}$ Dmi G^7_{sus} G^7

wills must work to - ge - ther; our task is just be - gun. As we

C $\frac{C}{E}$ F $\frac{G}{B}$ $\frac{A}{C\sharp}$ Dmi $\frac{C}{E}$

jour - ney e - ver on - ward, let joy win o - ver pain. Let's laugh and dream to - ge - ther and

16

F G^{11} G^7 C F

let the flo - wers bloom a - gain. Sing rain - bows in the moun - tains, Sing

19

$\frac{C}{E}$ $\frac{C\sharp}{G}$ C Dmi G G^{11} C $\frac{C}{E}$

laugh - ter in the rain, Sing po - wer to be and do. And

22

let us all to - ge - ther u - nite for - e - ver more, and

25

let the flo - wers bloom a - gain, and let the flo - wers bloom a - gain!


27

LET THE OIL-WELLS FLOW


Words and Music by
Joseph Garraway



Chorus: Let the oil wells flow, Ba - na - nas, cane and co - coa grow.




Let the sun ca - ress the sea, Be our torch of Lib - er - ty.




Let us live to - ge - ther Happi - ly as one,



And we'll have pros - per - i - ty With love, peace and U - ni - ty.



1. Bless O Lord these scat - tered is - lands, Make them close and near as one.



Let the stronger ones a - mong us Help the weak - er move a - long

2. Let us strive to live together,
Being alone will never do.
Stretch your hand and greet
your brother,
That's what God intended to.

3. Steer us all from quakes and
storms,
Let this great land flourish on.
Keep our heads and hearts
together,
And let's be kind to everyone.

4. Grant our leaders wisdom and
health,
Strive for peace with joy and
wealth.
Let the younger ones among us
Keep these islands prosperous.

LULLABY

Op. 49 No.4

Johannes Brahms
(1833–1897)

Tenderly ♩ = 80

The musical score for "Lullaby" is written in bass clef with a key signature of one sharp (F#) and a 3/4 time signature. It consists of four staves of music. The first staff begins with a piano (*p*) dynamic. The second staff starts at measure 5 and includes a mezzo-forte (*mf*) dynamic. The third staff starts at measure 9 and also includes a mezzo-forte (*mf*) dynamic. The fourth staff starts at measure 14 and includes a piano (*p*) dynamic and a *rall.* (rallentando) marking. The piece concludes with a double bar line.

MANGOES

Andante

(Traditional)

The musical score for "Mangoes" is written in treble clef with a 4/4 time signature. It consists of three staves of music. The first staff begins with a mezzo-forte (*mf*) dynamic and ends with a mezzo-piano (*mp*) dynamic. The second staff starts at measure 6 and includes a mezzo-forte (*mf*) dynamic and a mezzo-piano (*mp*) dynamic. The third staff starts at measure 10 and includes a mezzo-forte (*mf*) dynamic. The piece concludes with a double bar line.

MENUETT IN F

from *Notebook for Nannerl*

collected by Leopold Mozart
(1719-1787)

Grazioso [♩ = 112-126]

The musical score is written for piano in F major (one flat) and 3/4 time. It consists of 16 measures, divided into four systems of four measures each. The tempo is marked 'Grazioso' with a metronome marking of 112-126 beats per minute. The dynamics are marked as *mp* (measures 1-4), *mf* (measures 5-8), *p* (measures 9-12), and *f* (measures 13-16). The score includes various musical notations such as treble and bass staves, notes, rests, and fingerings (1-5). The piece is a minuet, characterized by its graceful and elegant style.

MORNING HAS BROKEN

Not too fast ♩ = 120

The musical score is written for piano in 3/4 time, with a tempo of 120 beats per minute. It consists of five systems of music, each with a treble and bass staff. Fingerings are indicated by numbers 1-5 above or below notes. Dynamics include *mf* (mezzo-forte) and *mp* (mezzo-piano). The score includes various musical notations such as slurs, ties, and repeat signs.

System 1 (Measures 1-4): Treble staff starts with a half note G4, quarter note A4, and half note B4, all under a slur. Bass staff starts with a half note G2, quarter note F2, and half note E2. Dynamics: *mf*.

System 2 (Measures 5-8): Treble staff continues with quarter notes C5, D5, E5, and F5. Bass staff continues with quarter notes D2, C2, B1, and A1. Dynamics: *mp*.

System 3 (Measures 9-12): Treble staff has a half note G4, quarter rest, and half note A4. Bass staff has a half note G2, quarter rest, and half note F2. Dynamics: *mf*.

System 4 (Measures 13-16): Treble staff has a half note G4, quarter note A4, and half note B4. Bass staff has a half note G2, quarter note F2, and half note E2. Dynamics: *mf*.

System 5 (Measures 17-20): Treble staff has a half note G4, quarter note A4, and half note B4. Bass staff has a half note G2, quarter note F2, and half note E2. Dynamics: *mf*.

© copyright 1991 Chester Music Limited

MY, OH ME, OH MY

(Vocal Exercise)

Lightly (♩ = ca. 120)

My, oh me, oh my, oh me, oh

4
my, oh me, oh my! My, oh me, oh my, oh me, oh

7
my, oh me, oh my! My, oh me, oh my, oh me, oh

10

my, oh me, oh my! My, oh me, oh my, oh me, oh

13

my, oh me, oh my! My, oh me, oh my, oh me, oh

16

my, oh me, oh my! My, oh me, oh my, oh me, oh

19

my, oh me, oh my! My, oh me, oh my, oh me, oh my, oh me, oh my!

ODE TO JOY

Not too slowly

L.v. Beethoven



ONE MOMENT IN TIME

Notated by Merle Albino-de Coteau

The musical score is written on a single staff in treble clef with a common time signature (C). It consists of eight lines of music, each starting with a measure number. The notation includes various note values (quarter, eighth, and sixteenth notes), rests, and triplet markings. A repeat sign is present at the beginning of the fourth line. The piece concludes with a final note on the eighth line.

1

5

9

13

17

21

25

29



POISSON

Folk Song

F D min 7 B \flat C 7 F

Pois - son, Pois - son, c'est une belle de - jeu - ner Pois -

2 F F F D min

ner A - ny fish to - day na - dane oh, A - ny fish to - day na - dane

C 7 F D min 7 B \flat C 7 F

oh, Pois - son, Pois - son, c'est une belle de - jeu - ner De

F G min C 7 1. D min 2. F

fish - er - men are pas - sing wid all kin - da fish De fish

F C C 7 D min D min 7 G min

Pois - son rouge nice ta - zan Big fish an' lit - tle fish

D min C 7 F

five cents a heap

RIGADOON

from *Pieces for the Mock Trumpet*

Arranged by Paul Harris

Allegretto (♩ = c. 112)

Anonymous

The musical score is written for a single melodic line in 4/4 time. It begins with a treble clef, a key signature of one sharp (F#), and a common time signature (C). The tempo is marked 'Allegretto' with a note value of a quarter note equal to approximately 112 beats per minute. The score is divided into three systems. The first system starts with a repeat sign and a forte (f) dynamic. The second system begins at measure 5, marked with a mezzo-forte (mf) dynamic. It contains a 'FINE' marking at the end of the first phrase. The third system begins at measure 10, marked with a forte (f) dynamic, and includes a 'cresc.' (crescendo) marking. The piece concludes with a 'D.S. al Fine' (Da Segno al Fine) instruction. The score is written on three staves, with measure numbers 5 and 10 indicated at the start of the second and third systems respectively.

© Copyright 1994 by Trinity College London

SHORTNIN' BREAD

Traditional Plantation Song
arr. Dr. J. Remy

A ♩=110

f

5 *p* *f*

9 **B** *p* *f*

13

17 **C** *p*

21 *f*

SING LEGATO, SING STACCATO

(Vocal Exercise)

Moderately (♩ = ca. 92)

The musical score is written for a vocal line and piano accompaniment in 4/4 time. The key signature is one sharp (F#). The tempo is marked 'Moderately' with a quarter note equal to approximately 92 beats per minute. The score is divided into three systems, each with a measure number (1, 4, and 7) at the beginning of the vocal line.

System 1 (Measures 1-3): The vocal line begins with a whole rest in measure 1, followed by a half note G4 in measure 2, and a half note A4 in measure 3. The lyrics are 'Sing le - ga - to, fa la la la la.' The piano accompaniment consists of a steady eighth-note pattern in the right hand and a similar pattern in the left hand.

System 2 (Measures 4-6): The vocal line starts with a half note G4 in measure 4, followed by a half note A4 in measure 5, and a half note B4 in measure 6. The lyrics are 'Sing stac - ca - to, ha ha ha ha ha. Sing le - ga - to,'. The piano accompaniment continues with the eighth-note pattern, with some chords in the right hand.

System 3 (Measures 7-9): The vocal line begins with a half note G4 in measure 7, followed by a half note A4 in measure 8, and a half note B4 in measure 9. The lyrics are 'fa la la la la. Sing stac - ca - to, ha ha ha ha ha.' The piano accompaniment continues with the eighth-note pattern, with some chords in the right hand.

© 2013 Alfred Music Publishing Co., Inc

10

Sing le - ga - to, fa la la la la. Sing stac - ca - to,

13

ha ha ha ha ha. Sing le - ga - to, fa la la la la.

16

Sing stac - ca - to, ha ha ha ha ha. Sing le - ga - to,

19

fa la la la la. Sing stac - ca - to, ha ha ha ha ha.

STEAL AWAY

Negro Spiritual
arr. Paul Harris

Andante (♩ = 96)

mp

6

f mp f

12

mp

The musical score for 'Steal Away' is written in 4/4 time with a key signature of one flat (Bb). It consists of three staves. The first staff begins with a tempo marking of 'Andante (♩ = 96)' and a dynamic of 'mp'. The second staff starts at measure 6, marked with a forte 'f' dynamic, followed by a mezzo-piano 'mp' dynamic. The third staff starts at measure 12, marked with a mezzo-piano 'mp' dynamic. The melody is characterized by long, flowing lines with many ties.

THE LITTLE DOVE

jane sebba

The musical score for 'The Little Dove' is written in 4/4 time with a key signature of one sharp (F#). It consists of three staves. The first staff contains measures 1 through 4. The second staff starts at measure 5 and contains measures 5 through 7. The third staff starts at measure 8 and contains measures 8 through 11, ending with a double bar line. The melody is composed of eighth and quarter notes, with some measures containing beamed eighth notes.

THE PARTY

Old French
Nursery Tune

Andante M.M. ♩ = 60 - 120

Count: Three four ONE two Three four

mp Come right in, Let's be - gin, We will have such fun to - day! Let's pre -

tend Gyp's a friend, Come to gos - sip and to play, Dogs and *pp*

toys, Songs and noise, These have made the hours— fly. "Bow - wow -

wow," That is how Gyp is *rit.* bid - ding us, "Good - bye."

THE SOUND OF SILENCE

by Paul Simon

In spite of the title, don't play this piece too quietly!
Make sure the quavers in the right hand are really even.

Moderately $\text{♩} = 100$

The musical score is written for piano in 4/4 time, with a tempo of Moderately (♩ = 100). It consists of three systems of music, each with a treble and bass staff. The key signature has one flat (B-flat). The score includes various dynamics: *p* (piano), *mf* (mezzo-forte), *mp* (mezzo-piano), and *p* (piano). Fingerings are indicated by numbers 1-5 above or below notes. The first system (measures 1-5) features a melody in the right hand with triplets and a bass line with a fourth. The second system (measures 6-11) continues the melody with more complex fingerings and a steady bass line. The third system (measures 12-15) includes a repeat sign and a first/second ending. The piece concludes with a final chord in the right hand and a sustained bass line.

© copyright 1964 Paul Simon

