

Home Economics

Textiles, Clothing and Fashion



Topic: Tie-Dye

Group level: Form Four

Instructions:

1. Read the information provided on the topic.
2. Review what you have learned by completing the worksheet.
3. Use the answer key to assess your performance.

Tie-Dye

What is tie-dye?

A resist method of dyeing fabric, whereby the fabric is tied before dyeing, thus preventing the absorption of dye to the tied areas.

Types of dye used in tie-dye

- ✓ Hot water dyes
- ✓ Cold water dyes

Fixatives

A fixative must be used to allow the dye to bond with the fabric and maintain its' colour during laundering.) Fixative are natural products, for example:

- ✓ Soda ash for cold water method
- ✓ Urea for hot water method
- ✓ Salt and Vinegar for both cold and hot water methods

Fabrics used for tie-dye

Any natural fibre fabric can be used, however, cotton fabrics are considered to be the most appropriate for tie and dye work, since cotton fabrics are easily available. Cotton fabrics are also very absorbent, hold the dye better and has the ability to sustain the hot water method.

Preparation of fabric for dyeing

All new fabric should be washed with detergent to get rid of grease, starch or any impurities, which may prevent the fabric from absorbing the dye.

Creation of designs/Tying techniques

- ✓ Marbling
- ✓ Twisting and Coiling
- ✓ Knotting
- ✓ Binding
- ✓ Stitching or Sewing
- ✓ Folding
- ✓ Tying Objects

Tying materials

- ✓ Twine
- ✓ Rubber band
- ✓ Clips
- ✓ Pegs
- ✓ Zip ties

Tie-Dye Methods

- ✓ Submerging fabric
- ✓ Pouring dye onto fabric
- ✓ Dipping fabric in dye

Follow these links for additional information

Step by step guide to tie-dye

<https://theartofeducation.edu/2016/06/13/step-step-guide-tie-dye-classroom/>

How to make simple tie-dye

<https://www.wikihow.com/Make-Simple-Tie-Dye>

Worksheet

30 mins

Answer All Questions

1. Why is tie-dye a resist method of dyeing fabric?

.....
.....
.....

(1 marks)

2. State three techniques which can be used to tie the fabric.

- i.
ii.
iii.

(3 marks)

3. a) You are tie-dyeing fabric for a beach wrap. List six steps to follow using two colour dyes.

1.
2.
3.
4.
5.
6.


(6 marks)

b) Opps! You did not use any fixative with the fabric. What would be the expected result?


.....
.....

(1 marks)

4. Which tie-dye method is best for achieving the results in the images below?



i.....



ii.....

(4 marks)

(Total 15 marks)

14 - 15 Excellent

10 -13 Good

9 and under – Review information and try again

Answer Key

1. Why is tie-dye a resist method of dyeing fabric?

Tye-dye is a resist method of dyeing fabric because areas of the fabric are tied to prevent the dye from penetrating those areas, hence the term resist.

(1 mark)

2. State three techniques which can be used to tie the fabric.

1. Marbling
2. Twisting and Coiling
3. Knotting
4. Binding
5. Stitching
6. Folding
7. Tying objects

(Any three techniques)
(1 mark each = 3 marks)

3. a) You are tie-dyeing fabric for a beach wrap. List six steps to follow using two colour dyes.

1. Gather all materials
2. Prepare the fabric
3. Tie fabric using technique of choice
4. Soak fabric in fixative
5. Apply dye either by pouring dye on the fabric or by dipping sections of the fabric in the dye
6. Rinse and wash


(1 mark for each step = 6 marks)

b. Opps! You did not use any fixative with the fabric. What would be the expected result?

The colours will not be bright; they will wash out during the rinse and wash process.

(1 mark)

4. Which tie-dye method is best for achieving the results in the images below?



i) Submerging fabric in dye



ii) Pouring dye onto fabric

(2 marks for each correct method =4 marks)

Total 15 marks

14 - 15 Excellent

10 -13 Good

9 and under – Review information and try again

Reference

<https://theartofeducation.edu/2016/06/13/step-step-guide-tie-dye-classroom/>

<https://www.wikihow.com/Make-Simple-Tie-Dye>

http://eacharya.inflibnet.ac.in/data-server/eacharya-documents/53e0c6cbe413016f234436ed_INFIEP_8/113/ET/unit-3%20Lesson%208.pdf

Images

<https://previews.123rf.com/images/nattle/nattle1502/nattle150200040/36473801-abstract-tie-dyed-fabric-background.jpg>

<https://c2.peakpx.com/wallpaper/506/1007/629/watercolor-tusche-indian-ink-wet-wallpaper-preview.jpg>

<https://previews.123rf.com/images/pfotography/pfotography1809/pfotography18090050/108955342-colorful-tie-dye-pattern-abstract-background-.jpg>